

# Illustrating Nature's Details

WITH SARAH MORRISH

[www.illustratingnaturesdetails.com](http://www.illustratingnaturesdetails.com)



2020

Art Workshops





## The Holt Estate, Upham, Hampshire

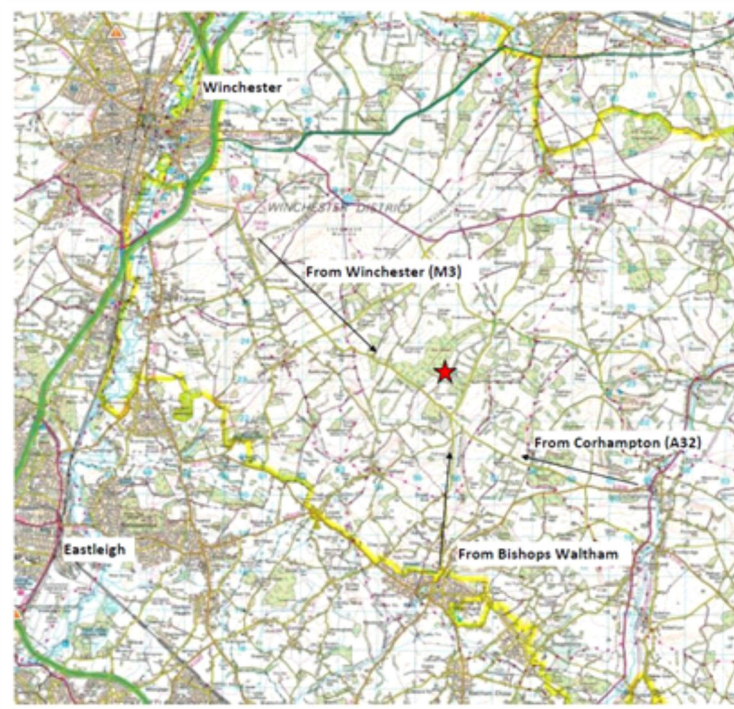
The workshops take place in the Old Workshop located on the Holt Estate, in the South Downs National Park, near Winchester, Hampshire.

This rustic and rural farming venue is a real treat where you feel that you are totally escaping, with stunning views across the estate parkland, lots of birdlife and the chance to see the resident very attractive Ruby Red cattle.

The facilities are fully accessible, centrally heated, with the option of an open fire for the coldest months.

In the summer on warm days, lunch is taken outside and the doors can be opened to bring the sound of birdsong into the room.

There is generally very limited mobile reception and no internet facilities, which the majority of visitors favour.





## Summary table of Workshops

Workshop title	Media	Dates	Skill level	Course fee
The Walnut Tree in Early Spring	Graphite pencil, watercolour, pen & ink	27 <sup>th</sup> & 28 <sup>th</sup> March	All levels of experience (see workshop info)	£135
The Walnut Tree in Summer	Graphite pencil, watercolour, pen & ink	19 <sup>th</sup> & 20 <sup>th</sup> June	All levels of experience (see workshop info)	£135
The Walnut Tree in Autumn	Graphite pencil, watercolour, pen & ink	9 <sup>th</sup> & 10 <sup>th</sup> October	All levels of experience (see workshop info)	£135
Further Gouache Painting Techniques	Gouache palette provided	3 <sup>rd</sup> & 4 <sup>th</sup> April	All levels of experience	£135
Nature in the Round ~ Creative Compositions	Watercolour and/or pen & wash	2 <sup>nd</sup> , 3 <sup>rd</sup> & 4 <sup>th</sup> July	Must be experienced in detailed drawing & painting techniques	£205
Masterclass: Illustrating Beetles on Vellum	Watercolour on vellum	10 <sup>th</sup> , 11 <sup>th</sup> & 12 <sup>th</sup> September	Must have some experience of working in watercolour on vellum	£215

A full description for each course can be found on the following pages and a separate materials list will be provided. The materials listed are the general materials required for each course, but there will also be the opportunity to try additional colour samples if required.

General refreshments are available throughout the day, but please bring a packed lunch, as there are no shops nearby. The teaching day starts promptly at 10am and you are welcome to arrive at 9.30am. Formal tuition finishes at 3pm when we will stop for afternoon tea and review our work, but you are welcome to carry on working until 4pm.

To book a place on the course please contact Sarah at [info@illustratingnaturesdetails.com](mailto:info@illustratingnaturesdetails.com) A booking form will then be sent to you and your place on the chosen workshop/s will be secure once a deposit is paid.

The booking procedure and full terms and conditions can be found on the next page.

[www.illustratingnaturesdetails.com](http://www.illustratingnaturesdetails.com)

## Booking Procedure & Terms & Conditions

Courses that include additional specialist materials will be charged at a different rate, to cover the cost of these.

Each day starts promptly at 10 am and finishes at 4 pm. Please arrive in time to set up your work area and to have refreshments.

The painting part of each course finishes at 3 pm, after which we will all gather for afternoon tea and a review of the artwork completed during the course.

Other refreshments will be provided throughout the day, but please bring a packed lunch, as there are no shops in the immediate vicinity of the Holt Estate.

The final course materials list will be issued 6 weeks before the start of each course, along with detailed directions.

Subject matter will be provided as part of the course fee, but please feel free to bring your own if there is something special you would like to work on.

Please contact Sarah at [info@illustratingnaturesdetails.com](mailto:info@illustratingnaturesdetails.com) to obtain a booking form.

Your place on the chosen course will be secure once a non-refundable deposit is paid.

The deposit for each workshop is £60

If there are no places available on the course, I will contact you and add your name to a waiting list.

The balance of the fee is due six weeks before each course starts. Failure to pay at this stage may mean that your place will be given to someone else on the waiting list.

If the course does not run due to low numbers, a full refund of your deposit will be given 6 weeks before the course start date.

If you cancel less than 6 weeks before the start of the course the full fee will be retained, but you may transfer your place to somebody else not already signed up for the course.

You may wish to consider taking out appropriate holiday insurance to cover risks of cancellation due to adverse weather conditions or ill health as Natures Details cannot be held responsible for such occurrences.

If Sarah cancels, you will of course get a full refund.

Payment can be made via cheque, bank transfer or via Paypal. If paying by the latter there will be an additional fee to cover the processing of the transaction.

[www.illustratingnaturesdetails.com](http://www.illustratingnaturesdetails.com)





## The Walnut Tree in Early Spring

27th & 28th March 2020

## The Walnut Tree in Summer

19th & 20th June 2020


## The Walnut Tree in Autumn

9th & 10th October 2020

The Holt Estate, located in the South Downs  
National Park near Winchester, Hampshire

Email: [info@illustratingnaturesdetails.com](mailto:info@illustratingnaturesdetails.com)

# Illustrate the Walnut tree through the year



# Illustrate the Walnut tree through the year

This beautiful Walnut tree is located outside the Old Workshop on the Holt Estate where Sarah teaches her art workshops and courses.

It is a popular tree to relax under at lunchtime as you gaze across parkland watching sheep and cattle graze. Last summer a Hare visited the tree during a workshop and many birds and insects use it too.

This series of 3 workshops give the wonderful opportunity for the artist to gather information from the tree in the form of annotated sketches, with the focus on drawing from life.

These sketches can then be developed further using graphite pencil, watercolour and/or pen and ink.

Early Spring workshop ~ Twigs, buds and bark

Summer workshop ~ Leaves and developing fruit

Autumn workshop ~ Husks, nuts and autumnal leaves

If you are new to botanical art you will be guided through the importance of observational drawing, depicting accurate form and detail with an introduction to colour theory and watercolour painting techniques.

For the more experienced artist the workshops can provide a themed project, enabling you to build upon your existing botanical drawing and painting knowledge. If you would like to focus on developing a specific skill set do let Sarah know upon booking.

For further information:

Email: [info@illustratingnaturesdetails.com](mailto:info@illustratingnaturesdetails.com)



## Further Gouache Painting Techniques for Botanical & Natural History Art

2 day workshop  
3rd & 4th April 2020

The Holt Estate, located in the South Downs National  
Park near Winchester, Hampshire

£135

including sample gouache palette and paper, also  
general refreshments & afternoon cake

Email: [info@illustratingnaturesdetails.com](mailto:info@illustratingnaturesdetails.com)



## Further Gouache Painting Techniques for Botanical & Natural History Art



## Further Gouache Painting Techniques for Botanical & Natural History Art

This workshop is suitable for those that are new to painting in gouache and also artists who wish to develop their use of this medium further.

A basic gouache palette will be provided for use during the workshop, along with coloured paper.

Gouache is a very versatile opaque water-based medium and we will be using artist's quality gouache to ensure excellent quality and longevity.

You will be introduced to colour theory and mixing, moving onto a variety of painting techniques used to depict form and surface texture of natural history and botanical subjects.

There is also the option of bringing your own subject matter or you may choose from the wide selection provided by Sarah. Please chat with Sarah if you wish to bring your own to gauge suitability.

For further information:

Email: [info@illustratingnaturesdetails.com](mailto:info@illustratingnaturesdetails.com)



## Nature in the Round ~ Creative Compositions

3 day drawing & watercolour workshop  
2nd, 3rd & 4th July 2020

The Holt Estate, located in the South Downs National Park near Winchester,  
Hampshire



£205  
including use of  
subject matter  
during workshop,  
general  
refreshments &  
afternoon cake

## Nature in the Round ~ Creative Compositions in Botanical & Natural History Art

This 3 day workshop is for those artists with experience in drawing and painting nature in a detailed and accurate way.

One of the main aims of the workshop is to create a composition in a circular format using an array of botanical and natural history subjects. We will compare and contrast as we develop our composition ideas before committing to our final design.

Tuition will be also be given for drawing more complex subjects and then we will move onto completing our composition in water colour or pen and wash.

There is also the option of bringing your own subject matter but please chat with Sarah if you wish to do so to gauge suitability.

For further information:

Email: [info@illustratingnaturesdetails.com](mailto:info@illustratingnaturesdetails.com)



## Masterclass: Illustrating Beetles on Vellum


3 day workshop  
10th, 11th & 12th September 2020

The Holt Estate, located in the South Downs National  
Park near Winchester, Hampshire

**£215**

including general refreshments & afternoon cake  
Vellum not included but can be purchased from Sarah

Email: [info@illustratingnaturesdetails.com](mailto:info@illustratingnaturesdetails.com)



## Masterclass: Illustrating Beetles on Vellum



## Masterclass: Illustrating Beetles on Vellum

This three day masterclass is suitable for those who have some experience of working in watercolour on vellum.

You will be able to choose from a variety of Beetle taxidermy specimens and we will be studying their anatomy initially to aid us in the drawing process.

As we move towards the painting stage a re-cap of techniques for painting on vellum will be given and we will then explore and practise how to blend and layer transparent colours to create the stunning colour range of these beetles.

A resource pack will be provided as part of the workshop and will include information handouts and dot cards of specialist watercolours.

Vellum can be provided by Sarah for an additional charge or alternatively, you may want to bring your own Manuscript vellum or Kelmscott vellum. If you bring your own vellum, it will need to be a less warmer shade as we may be using a cooler range of colours for some of the beetles.

For further information:

Email: [info@illustratingnaturesdetails.com](mailto:info@illustratingnaturesdetails.com)